PHONICS PARTNER GAMES

GRADE
1ST – 3RD

Dots & Boxes Player One: Zain Player Two: Arthur

witch catch much ash rush brush swish lunch
branch itch fish mash rich such patch bunch
inch batch fetch wish sash match gash blush
bunch trash hush hatch fresh cash dish gush
rash bench splash munch lash flush flash catch
rush crash witch smash inch dash cash fetch
trash lunch patch

How to Play

1. Each player chooses a color.
2. Read a word. Add a line between two dots around that word.
3. Take turns reading words and adding a line between two dots.
4. The player who completes the fourth side of a box colors in the box and takes another turn.
5. The player with the most colored boxes at the end wins.
6. Record the results below.

Player One
_____ boxes
Player Two
_____ boxes

VOWEL DIGRAPH WORDS & SENTENCES

KEEP SCROLLING TO SEE WHAT'S INSIDE!

WHAT'S INCLUDED?

- **8 Partner Games for Each Digraph Set**
  - Spin, Read, Color #1 & #2
  - Roll, Read, Color #1 & #2
  - Four-in-a-Row
  - Dots & Boxes
  - Cover Up
  - Color Maze
- **4 Differentiated Digraph Word Sets**
  - Set #1: OU/OW
  - Set #2: OO/OO (book vs. book)
  - Set #3: OI/OY, AU/AW, EW/UE, & Others
  - Set #4: Mixed Vowel Digraphs
- **Multiple Boards for Each Game**
- **Different words + layouts for replay without boredom**
- **Google Slides™ Components**

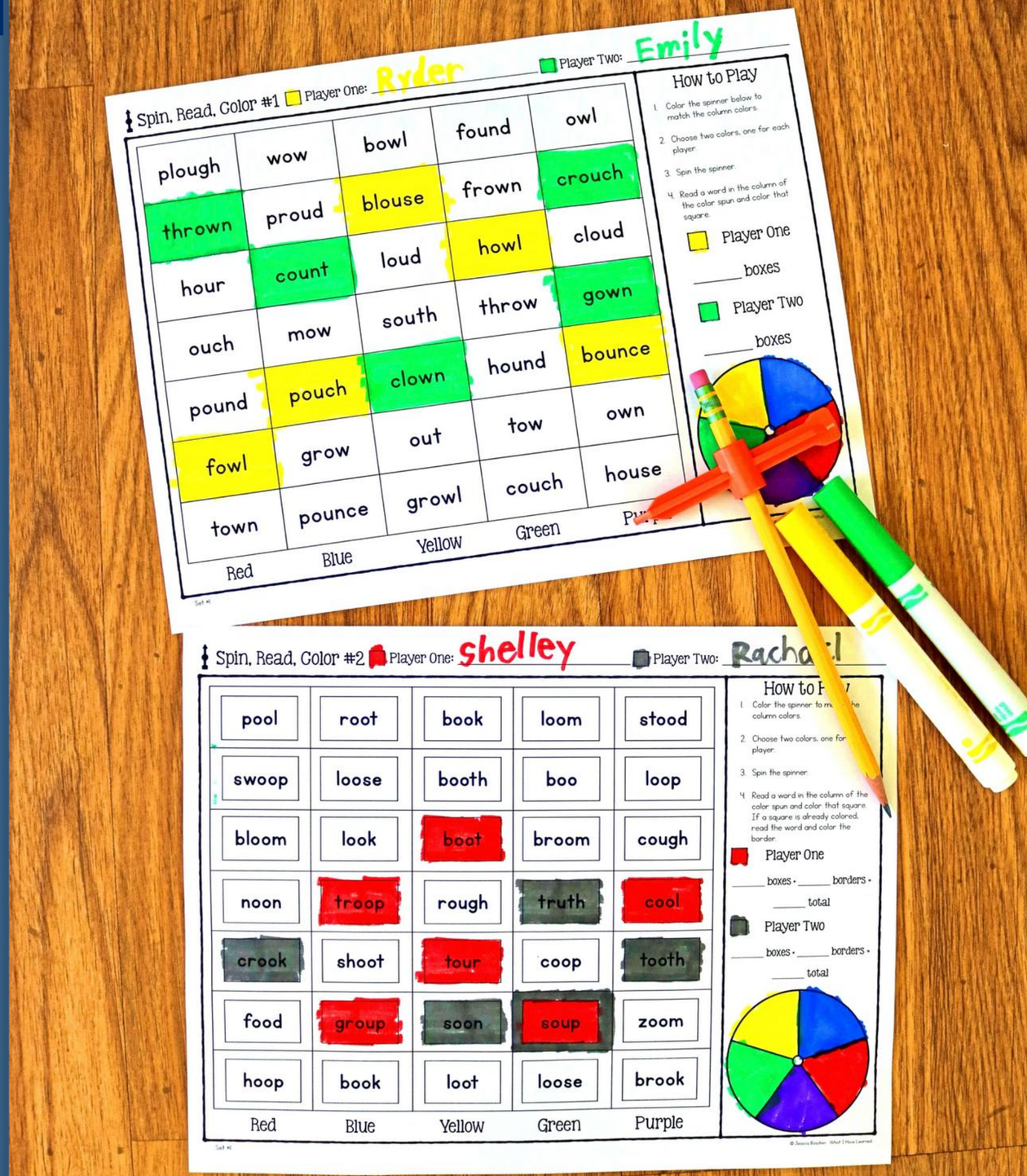

WORD LIST INCLUDED

Vowel Digraphs Partner Games Word List

These partner games move through sets of words with vowel digraphs. The words in this resources are broken up into the groups below. Sentences within each section assume that students have learned the words from the previous section, as well as CVC, VCE, Blends, and Vowel Teams.

OU / OW				OO / OO / OTHER			OI/OY, AU/AW, EW/UE, & OTHERS		
blouse	found	out	thrown	blood	look	stood	awe	fought	point
blow	fowl	owe	tow	bloom	loom	stool	bawl	fruit	raw
blown	frown	owl	town	boo	loop	stoop	blew	gauze	sauce
bounce	glow	own	trout	book	loose	swoop	blue	glue	saw
bound	gown	plough	vow	boot	loot	through	boil	gnaw	screw
bow	ground	pouch	wow	booth	mood	too	bought	grew	shawl
bow	grow	pounce		brook	moon	took	boy	haul	soil
bowl	grow	pound		broom	moose	tool	caught	haunt	spoil
brow	growl	pout		choose	noon	tooth	cause	hawk	stew
brown	grown	proud		cook	pool	tough	chew	jaw	straw
cloud	hound	round	Sight Words:	cool	roof	tour	choice	join	suit
clown	hour	route		coop	room	troop	claw	joint	taunt
couch	house	row	he, the,	cough	root	truth	clue	joy	thaw
count	how	scout	all, have,	could	rough	wood	coin	juice	threw
cow	howl	shout	my, she,	crook	school	woof	crawl	knew	toy
crouch	know	show	to, her,	drool	scoop	wool	crew	laugh	true
crow	known	shown	are, was,	flood	scoot	would	dawn	launch	view
crowd	loud	slow	do, you,	food	shook	wound	dew	law	voice
crown	low	snout	your, they,	foot	shoot	youth	draw	lawn	void
doubt	mouse	snow	me, be,	good	should	zoo	drawn	moist	yawn
dough	mouth	sound	put, so,	goose	smooth	zoom	due	news	
down	mow	sour	were, we,	groom	soon		fault	noise	
drought	noun	south	go, into,	group	soot		fawn	oil	
drown	now	sow	two	hood	soothe		few	oink	
flour	ouch	sprout		hook	soup		flaw	pause	
flow	ounce	though		hoop	spook		flew	paw	
flown	our	throw		hoot	spoon		foil	pawn	

© Jessica Boschen · What I Have Learned

What I have LEARNED

WORDS INCLUDED IN THE GAMES

SPIN THE WHEEL & READ WORDS!

SPIN, READ, COLOR #1 & #2



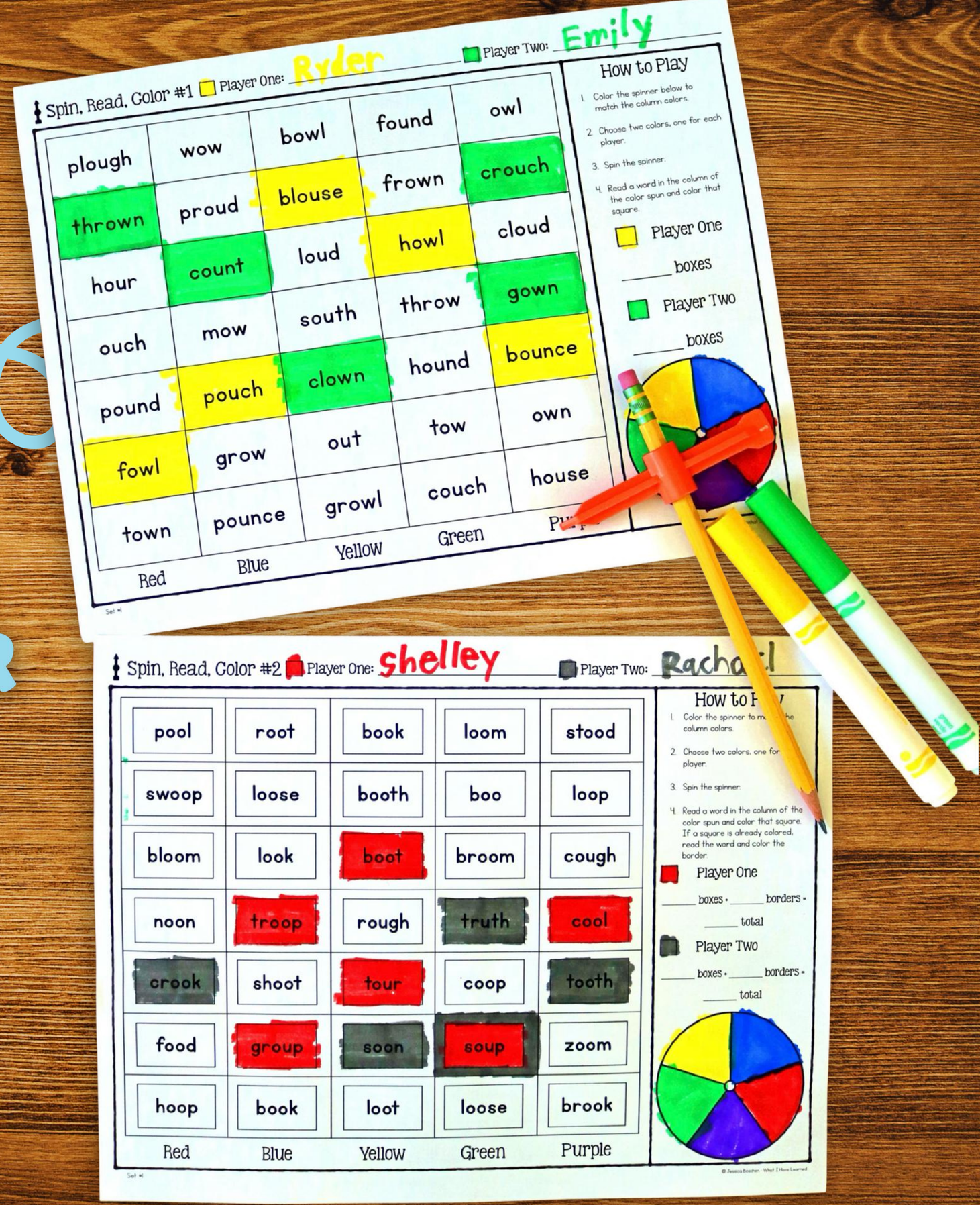

ROLL THE DICE & READ!

Roll, Read, Color #1

Player One: Jason

Player Two: Sebastian

Roll	Read	Color
⚀	The bad news is true.	
⚁	I looked at the moon in awe.	
⚂	The shawl keeps me warm in the wind.	
⚃	We had a few coins left.	
⚄	May I have a big glass of juice?	
⚅	Find the clue to win the game.	

How to Play

1. Choose two colors, one for each player.
2. Roll the dice.
3. Read the row.
4. Color a square.
5. When all the squares in a row are colored, the player with the most squares wins the row. Color the box around the three squares.
6. When all the boxes are colored, the player with the most boxes colored wins.

© Jessica Boothe

Set #1

ROLL, READ, COLOR #1 & #2

Roll, Read, Color #2

Player One: XYO

Player Two: Addie

Roll	Read	Color	Color	Color
⚀	Use the spoon to eat your soup.			
⚁	My mom will thaw the meat for our meal.			
⚂	The long claws need to be cut.			
⚃	The boy threw the ball at me.			
⚄	The screws are in the jar on the shelf.			
⚅	I chipped my tooth on a nut.			

Roll	Read	Color	Color	Color
⚀	Five crows sat on the roof of the school.			
⚁	They made a vow to be kind.			
⚂	I will play with you for an hour.			
⚃	I see the snout of a mouse.			
⚄	Our show was a big hit!			
⚅	The soup will soothe my throat.			

How to Play

1. Choose two colors, one for each player.
2. Roll the dice.
3. Read the row.
4. Color a square.
5. The first player to color all of their boxes wins.

Set #1

© Jessica Boothe

FOUR-IN-A-ROW





READ WORDS TO MAKE 4 IN A ROW!

Dots & Boxes Player One: Sam Player Two: Ollie

juice point awe grew soil choice lawn voice

fault oink fought cause hawk blew gauze screw

jaw crawl flaw pawn glue bought raw spoil

knew true dawn join boy blue haunt suit

joy threw launch drawn noise yawn caught bawl

sauce thaw joint clue haul fruit boil stew

toy pause fawn dew claw taunt void moist

How to Play

1. Each player chooses a color.
2. Read a word. Add a line between two dots around that word.
3. Take turns reading words and adding a line between two dots.
4. The player who completes the fourth side of a box colors in the box and takes another turn.
5. The player with the most colored boxes at the end wins.
6. Record the results below.

Player One

_____ boxes

Player Two

_____ boxes

© Jessica Boschen What I Have Learned



READ & CLAIM SQUARES TO WIN!

DOTS & BOXES

Cover Up

Player One: Tim

Player Two: carlie

hook	soot	cook	roof	tour	pool	coop	root
mood	soup	foot	woof	room	cough	zoo	group
scoot	troop	hoot	moon	brook	too	wood	could
choose	drool	tool	broom	tooth	noon	book	tough
good	youth	shook	loot	took	loop	cool	flood
rough	crook	blood	boo	loose	stood	truth	scho
wool	would	shoot	scoop	food	moose	booth	look

How to Play

1. Each player chooses a different color.
2. Spin the spinner. Read and color that many words.
3. Take turns reading words and coloring circles.
4. The player who has colored most circles in the end wins.

Player One _____ circles

Player Two _____ circles

1 2

COVER UP

SPIN & READ 1-3 WORDS AT A TIME!

Color Maze

Player One: David

Player Two: wyatt

bound	thrown	pounce	known	pound	wow	brown	ground
pout	grow	trout	round	count	hour	doubt	snout
how	couch	proud	slow	crowd	howl	row	sound
mouth	flow	sprout	loud	shout	cow	hound	route
drought	crouch	house	scout	shown	mouse	cloud	know
south	noun	crown	flour	flown	low	though	dough
ouch	mow	sour	show	ounce	drown	our	throw
bow	bounce	frown	plough	found	out	clown	pouch
blown	fowl	brow		town	blouse	owe	glow

Set #1

How to Play

1. Each player chooses a different color. One player will create a pathway from one black dot to the other black dot and the other player from one white dot to the other white dot. Each player gets to choose where to start, at the top or bottom.
2. Player one reads a word and colors a square. The goal is to make a pathway across the board first. Players switch back and forth, reading words, coloring boxes, and making the pathway, following the RULES.
3. RULES: The squares you color must share a side, not only a corner. You cannot cross the other [illegible]'s pathway.

COLOR MAZE

READ WORDS TO FIND YOUR WAY ACROSS!

YOU WILL LOVE THIS BECAUSE



Makes Complex Vowel Digraphs Fun

Students stay engaged while decoding tricky vowel patterns with interactive games.



Differentiated Word Sets

Progress from single digraphs to mixed sets for review and mastery.



Easy to Prep, Endless Replay

Multiple boards with new word arrangements mean students can play again and again without boredom.

TEACHERS LOVE IT!

Very helpful for small group work. Well organized and helped me plan for individual kiddos

Liz M.

I used this in my intervention resource room to support students in first and second grade. Students enjoyed working together with it.

Diane Z.



My passion is making learning accessible to all students. I love scaffolding learning, breaking down the concepts and building them up so that students can see the connections. I love figuring out the small components that build up to the big ideas and helping students see it all.

teach MATH

teach SCIENCE

teach READING

teach WRITING

What I have LEARNED