PHONICS PARTNER GAMES

GRADE
1ST – 3RD

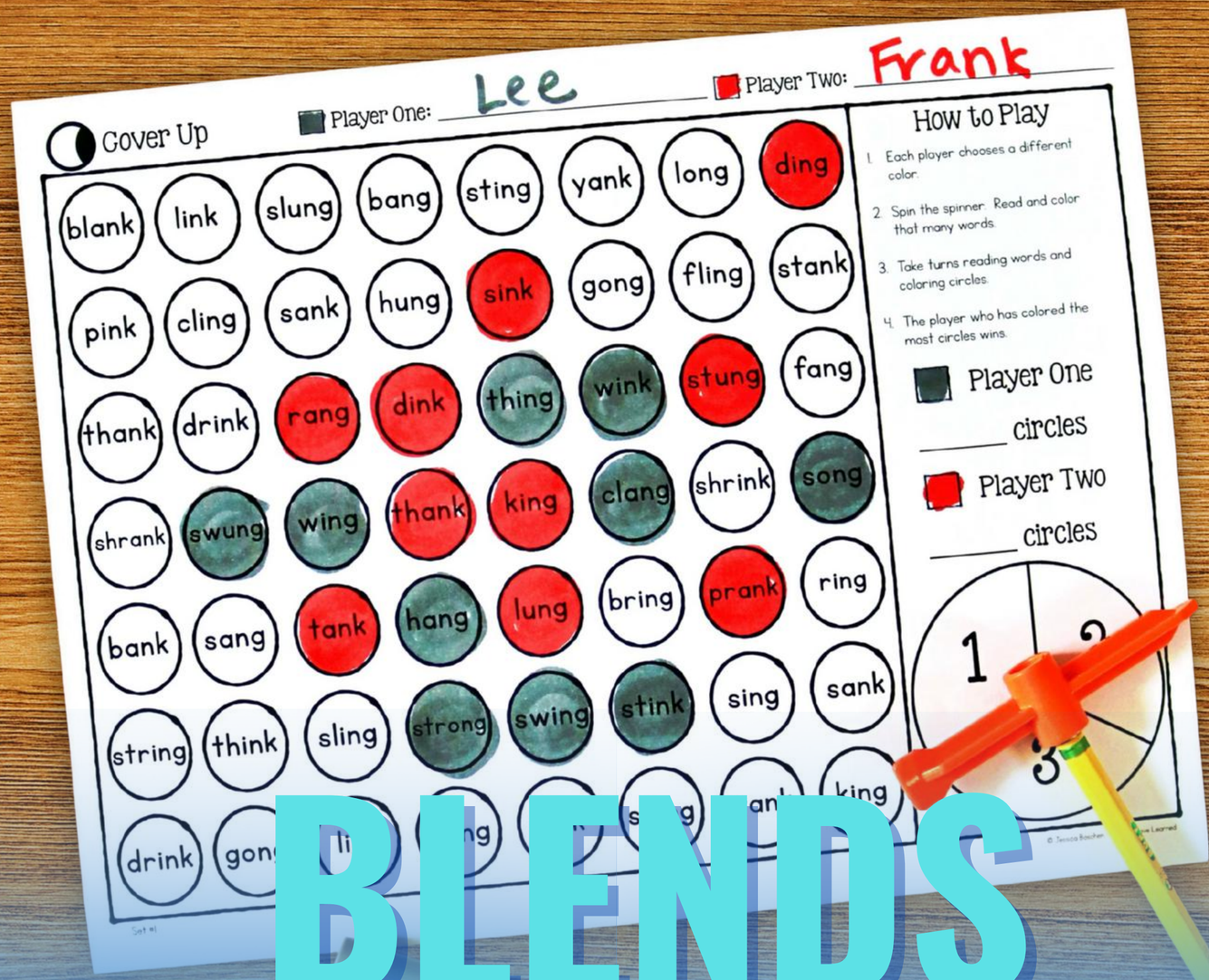

BLENDS
WORDS & SENTENCES

KEEP SCROLLING TO SEE
WHAT'S INSIDE!

WHAT'S INCLUDED?

- **8 Partner Games for Each Set**
  - Spin, Read, Color #1 & #2
  - Roll, Read, Color #1 & #2
  - Four-in-a-Row
  - Dots & Boxes
  - Cover Up
  - Color Maze
- **Differentiated Word Sets**
  - Set #1: Final Blends
  - Set #2: Initial Blends
  - Set #3: Mixed Initial & Final Blends
  - Set #4: Words with CK
  - Set #5: Words with NG & NK
  - Set #6: Mixed Words with Blends
- **Multiple Boards for Each Game**
- **Different words + layouts for replay without boredom**
- **Google Slides™ Components**

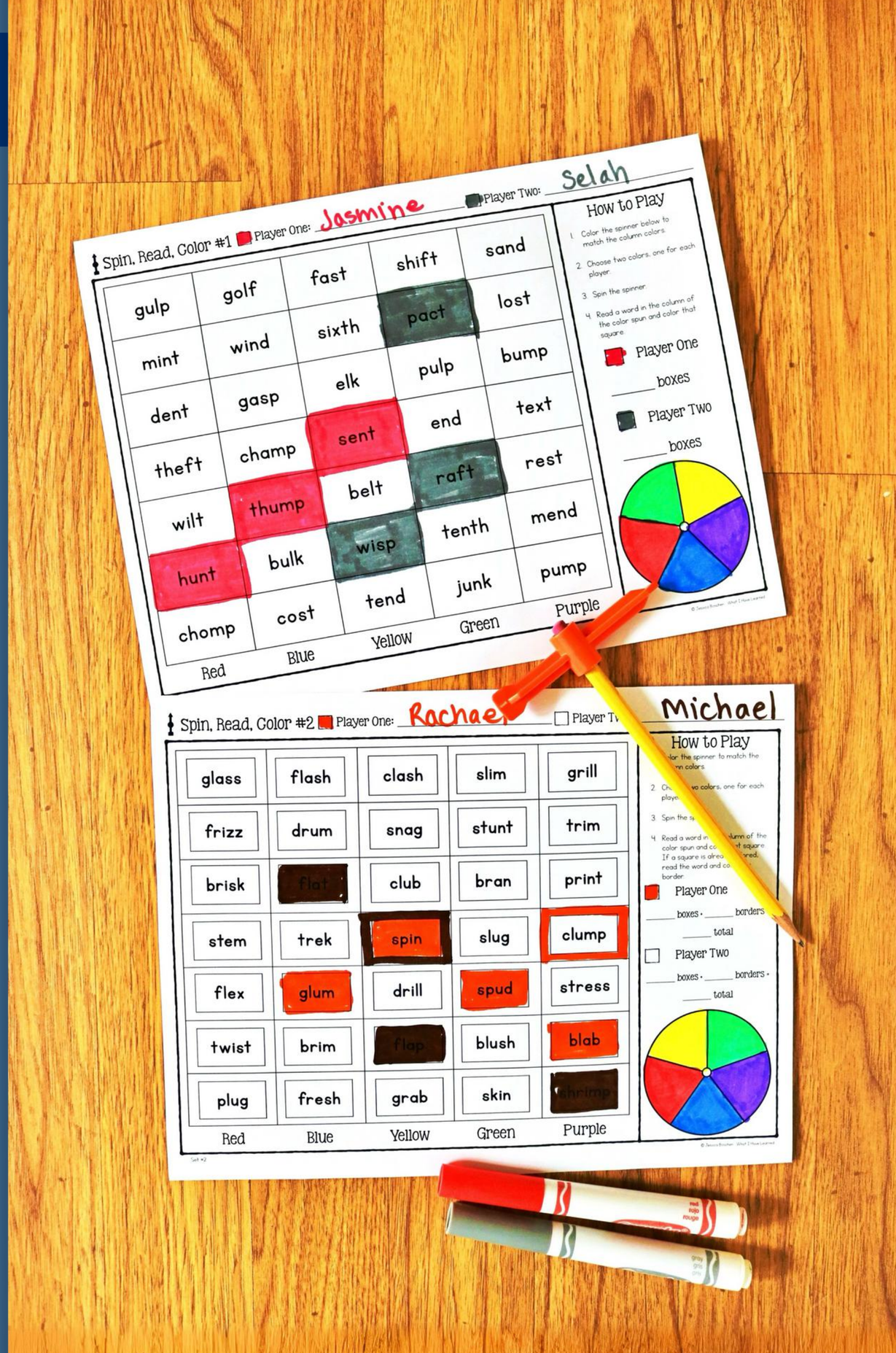

WORD LIST INCLUDED

Blends Words Partner Games Word List

These partner games move through sets of words with blends. The words in this resource are broken up into the groups below. Sentences within each section assume that students have learned the words from the previous section.

Final Blends				Initial Blends					CK		NG & NK	
fast	sent	end	pulp	blab	plod	drum	snag	strip	back	slick	bang	pink
last	tent	bend	bench	blast	plug	fresh	snap	sprint	black	smock	bring	prank
best	went	mend	inch	blend	plum	frizz	sniff	splash	block	snack	clang	sank
pest	hint	send	bunch	bless	plus	frog	snip	splat	brick	sock	cling	shrank
rest	mint	tend	lunch	blob	slab	frost	snot	splint	buck	stack	ding	shrink
test	hunt	wind	munch	blond	slam	grab	snug	split	check	stick	fang	sink
west	act	fond	tenth	bluff	slap	grass	smash	swam	chick	struck	fling	stank
fist	fact	pond	sixth	blush	sled	grid	smell	swept	click	tack	gang	stink
list	pact	ask		clam	slept	grill	smog	swift	clock	thick	gong	tank
lost	duct	mask		clap	slid	grin	stab	swim	crack	tick	hang	think
cost	kept	task		clash	slim	grip	staff	swish	cluck	tock	hung	thank
dust	wept	desk		class	slip	grub	stamp	switch	deck	track	king	wink
just	self	disk	Sight Words: they, the, her, go, to, for, about, she, was, there, we, have, all, my, he, are, you, me, too, do, their, out, your, see, make, like, our, white, so, there, be, for, one, into, made	cliff	slug	grunt	stand	twig	dock	trick	long	yank
raft	golf	dusk		clip	slush	press	stem	twin	duck	truck	lung	
left	camp	husk		cloth	brag	print	step	twist	flock	yuck	rang	
theft	champ	elk		club	bran	prop	still		jock	whack	ring	
gift	damp	hulk		clump	branch	trap	stomp		kick		sang	
lift	lamp	milk		flag	brat	trash	stop		lick		sing	
sift	ramp	bulk		flap	brim	trek	stub		lock		sling	
shift	chimp	honk		flat	brisk	trim	stump		luck		slung	
soft	limp	hunk		flash	brush	trip	stunt		neck		song	
tuft	chomp	junk		flex	crab	trot	sped		pack		sting	
belt	bump	sunk		flip	craft	trust	spell		peck		string	
felt	dump	next		flop	cramp	thrill	spend		pick		strong	
[illegible]	hump	text		floss	crash	throb	spent		puck		stung	
quilt	jump	held		fluff	crib	scab	spill		quack		swing	
tilt	lump	meld		flush	crop	skid	spin		quick		swung	
[illegible]	pump	weld		glad	crunch	skill	spit		rack		thing	
ant	thump	gasp		glam	crust	skin	spot		rock		wing	
bent	and	wisp		glass	drag	skip	spud		sack		bank	
cent	band	help		glob	dress	skit	shred		shack		blank	
dent	hand	kelp		glum	drill	skull	shrimp		shock		bink	
lent	land	yelp		plan	drip	scrap	strap		shuck		drink	
rent	sand	gulp		plant	drop	scrub	stress		sick		link	

© Jessica Boschen · What I Have Learned

WORDS INCLUDED IN THE GAMES

SPIN THE WHEEL & READ WORDS!

SPIN, READ, COLOR #1 & #2



ROLL THE DICE & READ!

ROLL, READ, COLOR #1 & #2

Roll, Read, Color #1 — Player One: Justin — Player Two: Robbie

Roll	Read	Color
⚀	Dump the junk in the trash.	
⚁	He let out a yell when he fell.	
⚂	His belt is on the desk.	
⚃	Do not hit the cup.	
⚄	The grill is red and hot.	
⚅	Are there fish in the pond?	

How to Play

1. Choose two colors, one for each player.
2. Roll the dice.
3. Read the row.
4. Color a square.
5. When all the squares in a row are colored, the player with the most squares wins the row. Color the box around the three squares.
6. When all the boxes are colored, the player with the most boxes colored wins.

Roll, Read, Color #2 — Player One: Reagib — Player Two: Sam

Roll	Read	Color	Color	Color
⚀	Quick! Run to the shop for milk.			
⚁	My mom is not sick.			
⚂	The bus slid on the slick ramp.			
⚃	It has a long neck.			
⚄	She will pick the big dog.			
⚅	That brick has a big crack.			
⚀	A ship is at the dock.			
⚁	Did that chick just cluck?			
⚂	I stack them in a deck.			
⚃	Will she check my test then?			
⚄	He will hunt the buck.			
⚅	The black bug sits on the plant.			

How to Play

1. Choose two colors, one for each player.
2. Roll the dice.
3. Read the row.
4. Color a square.
5. The first player to color all of their boxes wins.

© Jessica Boschen. What I Have Learned

FOUR-IN-A-ROW

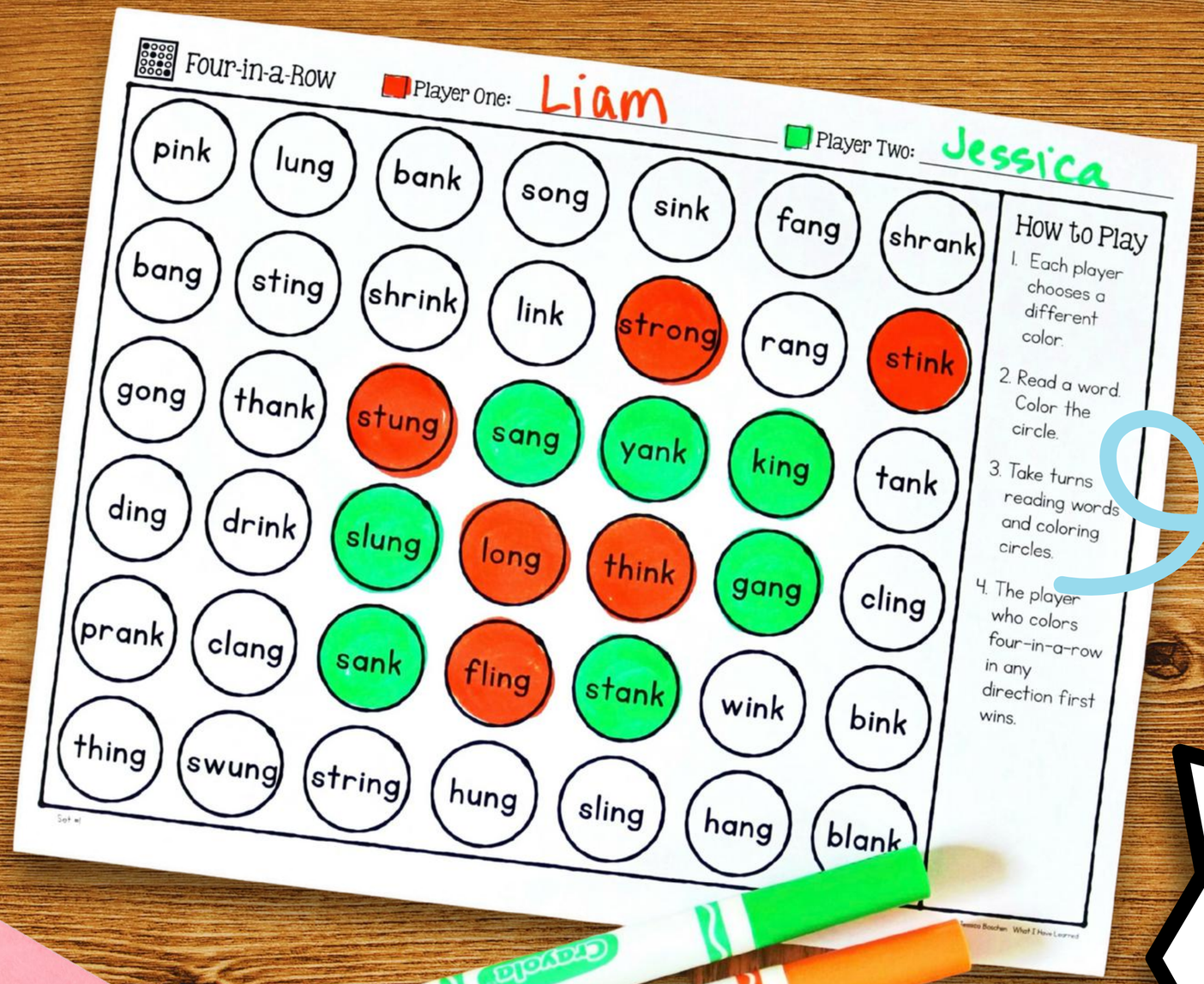

READ WORDS TO MAKE 4 IN A ROW!

DOTS & BOXES

Dots & Boxes Player One: Delia Player Two: Michaela

honk flat shred stem press smell frost snot

strip trim spill swam snip lost golf dusk

milk junk tuft tilt crop thrill stop brat

club grab staff snug fresh snag frizz plus

bless munch clump mask best mend tent fist

dust ramp and dump melt flop crash crunch

glam elk damp swept desk ant lent grin

How to Play

1. Each player chooses a color.
2. Read a word. Add a line between two dots around that word.
3. Take turns reading words and adding a line between two dots.
4. The player who completes the fourth side of a box colors in the box and takes another turn.
5. The player with the most colored boxes at the end wins.
6. Record the results below.

Player One

_____ boxes

Player Two

_____ boxes

© Jessica Boschen What I Have Learned

READ & CLAIM SQUARES TO WIN!

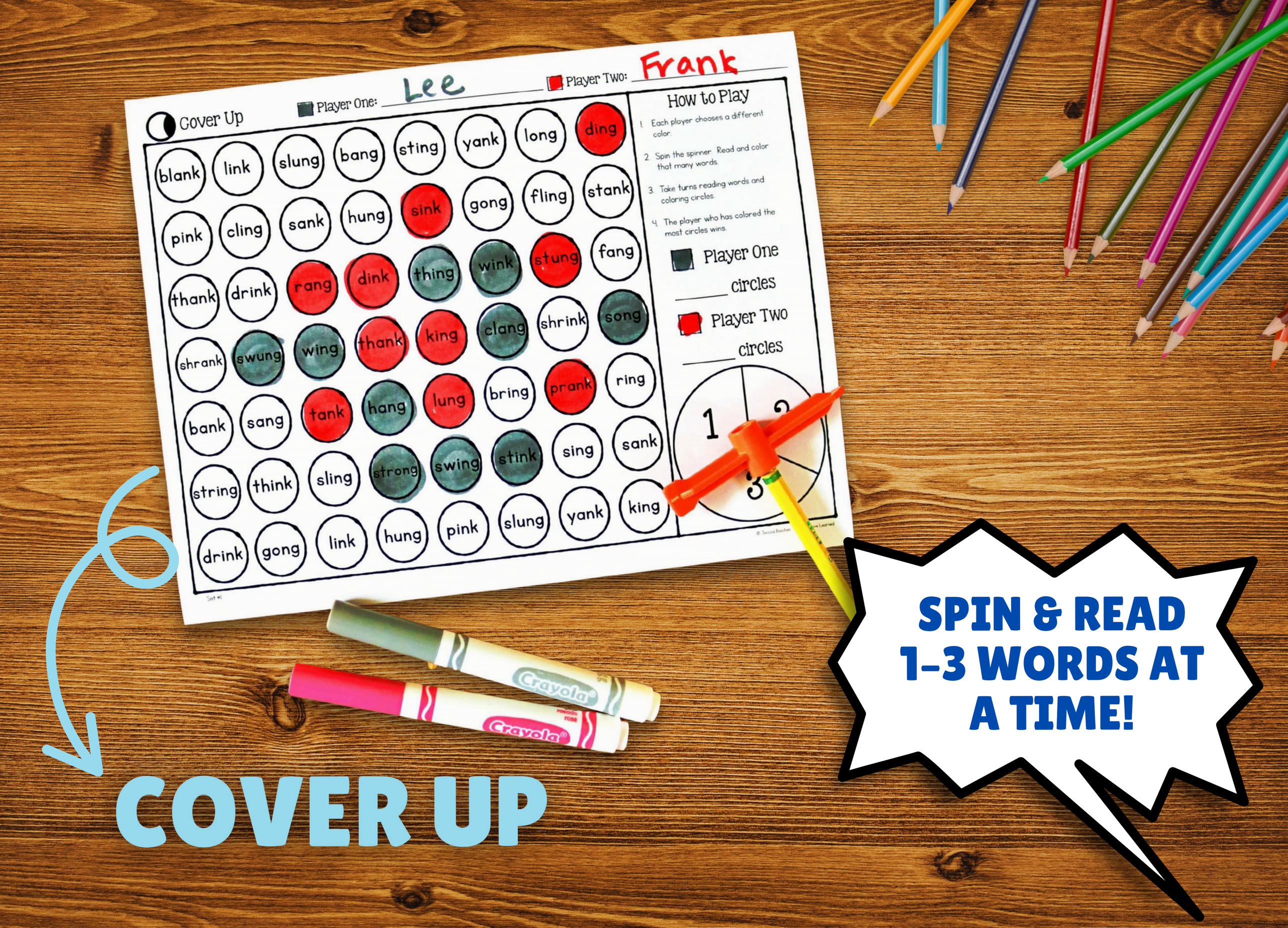
Cover Up
Player One: Lee
Player Two: Frank
blank link slung bang sting yank long ding
pink cling sank hung sink gong fling stank
thank drink rang dink thing wink stung fang
shrank swung wing thank king clang shrink song
bank sang tank hang lung bring prank ring
string think sling strong swing stink sing sank
drink gong link hung pink slung yank king
How to Play
1. Each player chooses a different color.
2. Spin the spinner. Read and color that many words.
3. Take turns reading words and coloring circles.
4. The player who has colored the most circles wins.
Player One
_____ circles
Player Two
_____ circles
1
2
3
Crayola
Crayola
SPIN & READ 1-3 WORDS AT A TIME!
COVER UP

Color Maze Player One: Fran Player Two: Jack

quack	yuck	truck	back	slick	sock	click	tack
struck	stick	check	buck	block	black	pack	lick
jock	deck	kick	trick	track	tick	dock	neck
luck	tock	cluck	crack	thick	stack	chick	snack
brick	peck	smock	pick	puck	lock	rack	quick
shuck	sick	sack	rock	duck	whack	shock	shack
flock	yuck	slick	back	click	quack	struck	buck
check	stick	tack	block	track	lick	pack	brick
luck	tock	kick	track	dock	cluck	dock	neck

How to Play

1. Each player chooses a different color. One player will create a pathway from one black dot to the other black dot and the other player from one white dot to the other white dot. Each player gets to choose where to start, at the top or bottom.

2. Player one reads a word and colors a square. The goal is to be the first to make a pathway across the board. Players switch back and forth, reading words, coloring boxes, and making the pathway, following the RULES.

3. RULES: The squares you color must share a side, not only a corner. You cannot cross the other player's pathway.

4. The first player to get to the other side wins.

© Jessica Boschert | What I Have Learned

READ WORDS TO FIND YOUR WAY ACROSS!

COLOR MAZE

YOU WILL LOVE THIS BECAUSE



Blends Practice That Feels Like Play

Keeps students engaged while improving decoding fluency and reading confidence.



Targeted Differentiation

Easily focus on final blends, initial blends, or tricky clusters like CK, NG, and NK.



Easy to Prep, Endless Replay

Multiple boards with new word arrangements mean students can play again and again without boredom.

TEACHERS LOVE IT!



"My students love using these games during stations. I also send them home for extra practice. Great variety."

Jessica G.



"Both my emerging and progressing ELL students use these as reading review. They absolutely love these games and beg to play them."

Stephenie M.



My passion is making learning accessible to all students. I love scaffolding learning, breaking down the concepts and building them up so that students can see the connections. I love figuring out the small components that build up to the big ideas and helping students see it all.

teach MATH

teach SCIENCE

teach READING

teach WRITING

What I have LEARNED