PHONICS PARTNER GAMES

GRADE
1ST – 3RD

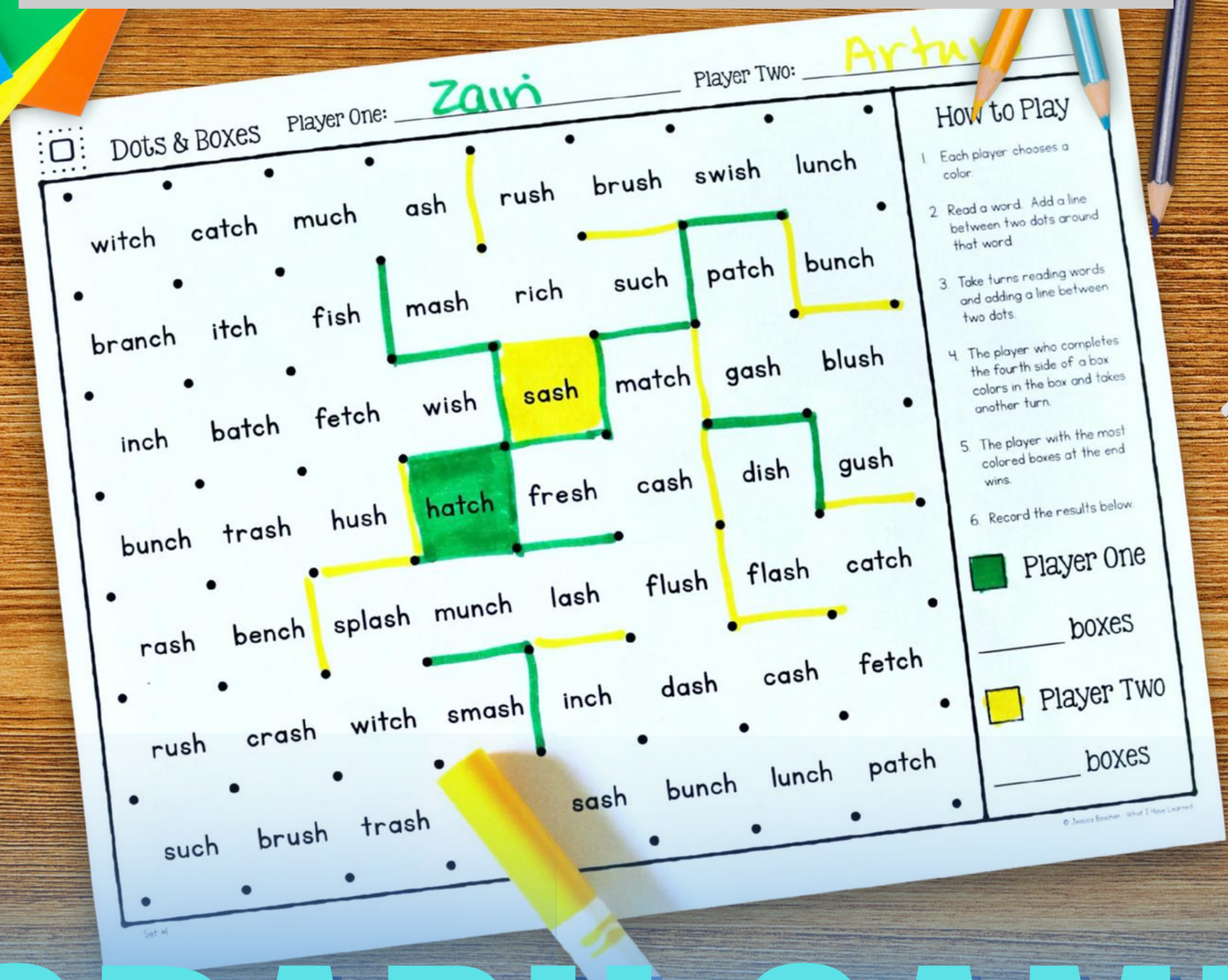

DIGRAPH GAMES

KEEP SCROLLING TO SEE
WHAT'S INSIDE!

WHAT'S INCLUDED?

- **8 Partner Games for Each Digraph Set**
  - Spin, Read, Color #1 & #2
  - Roll, Read, Color #1 & #2
  - Four-in-a-Row
  - Dots & Boxes
  - Cover Up
  - Color Maze
- **4 Differentiated Digraph Word Sets**
  - Set #1: Initial Digraphs
  - Set #2: Final Digraphs
  - Set #3: SH / CH
  - Set #4: Mixed Digraphs
- **Multiple Boards for Each Game**
- **Different words + layouts for replay without boredom**
- **Google Slides™ Components**

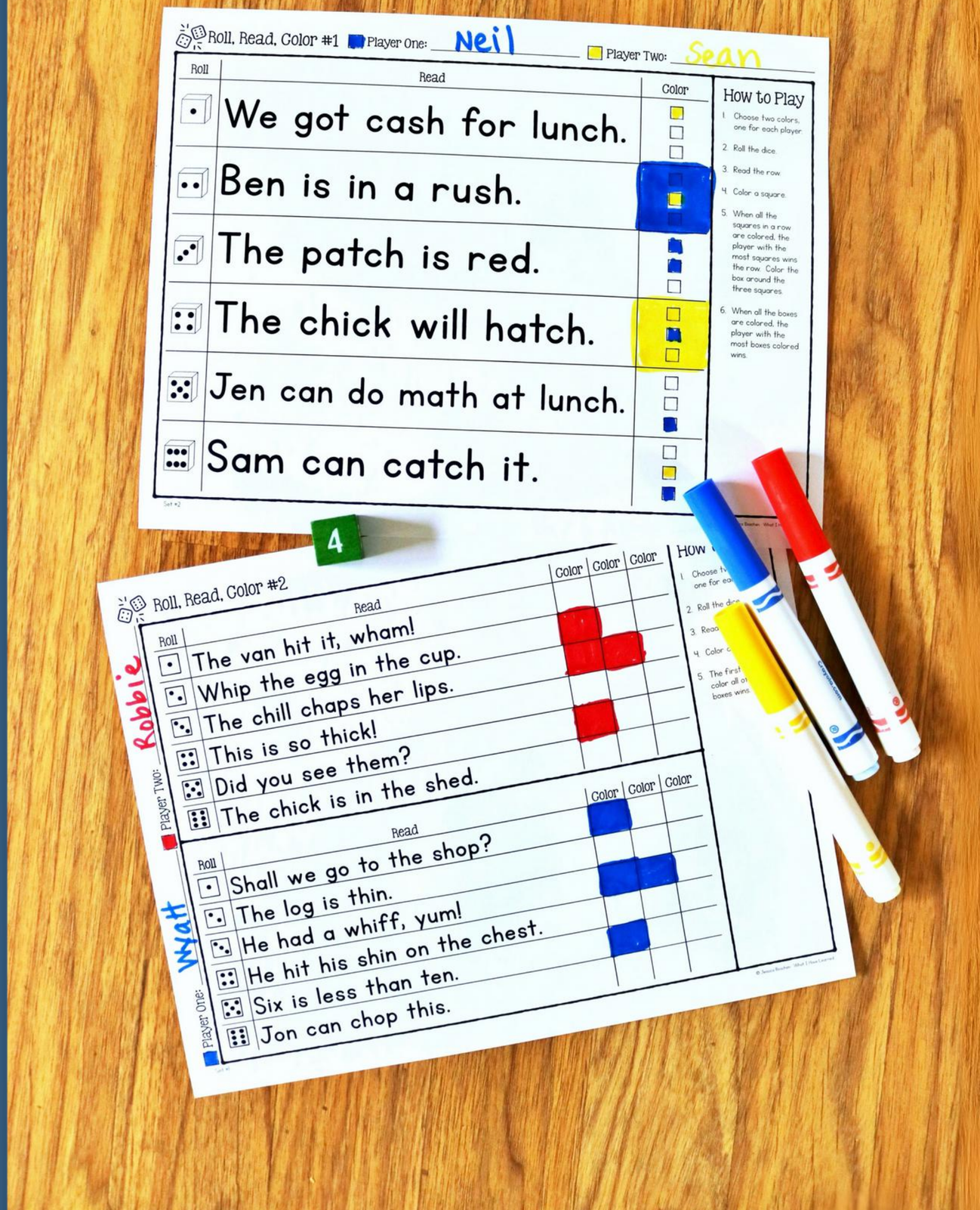

WORD LIST INCLUDED

Digraphs Partner Games Word List

These partner games move through sets of words with digraphs. The words in this resources are broken up into the groups below. Sentences within each section assume that students have learned the words from the previous section. Sentences will included sight words, CVC words, and some blends.

Initial Digraphs

chap	shall	thin	wham
chat	shed	thud	when
chess	shell	than	whiff
chill	shin	that	whim
chin	ship	them	whip
chip	shop	then	whiz
chop	shot	this	which
chug	shut		
		thick	whisk
chest	shelf		whack
chimp			
chick			
check			

Sight Words:
we, you, go, see, do, her, the, he, her, she, will, to, an, here, they, there, your, my, here, into, too

Final Digraphs

much	ash	bath
rich	lash	math
such	mash	moth
batch	cash	path
catch	dash	with
fetch	dish	
hatch	fish	tenth
itch	gash	cloth
match	gush	sixth
patch	hush	
witch	rash	
	rush	
branch	sash	
inch	wish	
munch		
bench	brush	
bunch	smash	
lunch	trash	
	splash	
	flash	
	fresh	
	crash	
	blush	
	flush	
	swish	

© Jessica Boschen · What I Have Learned

What I have LEARNED

WORDS INCLUDED IN THE GAMES

SPIN THE WHEEL & READ WORDS!

SPIN, READ, COLOR #1 & #2

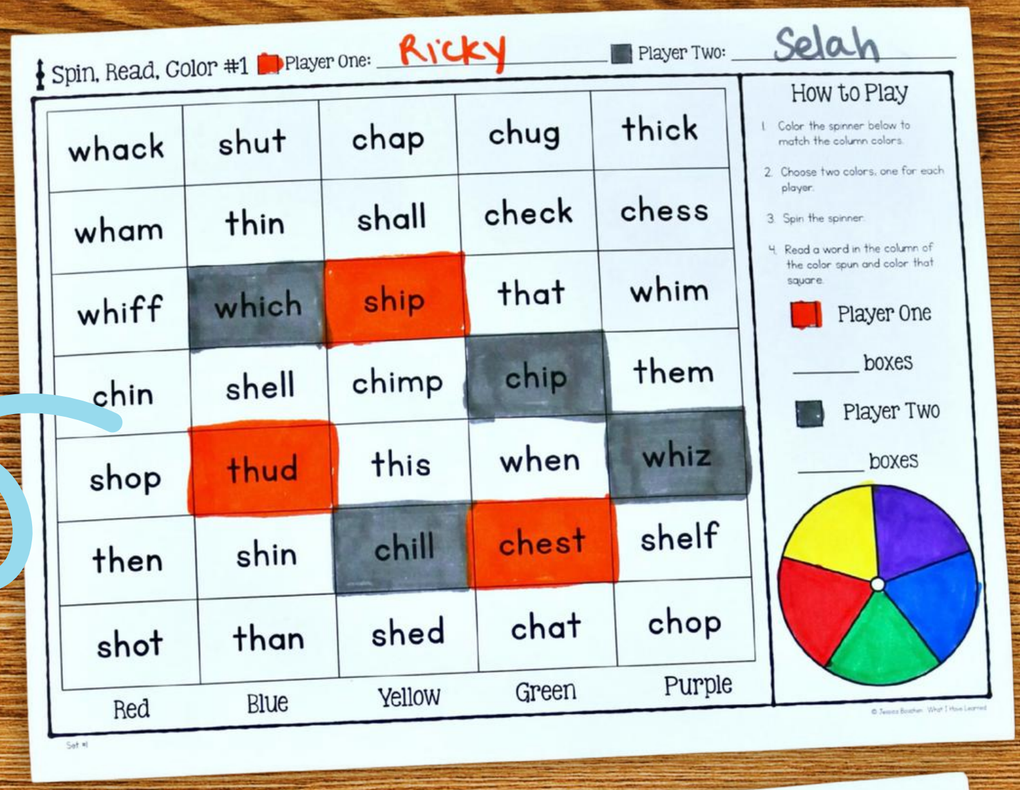

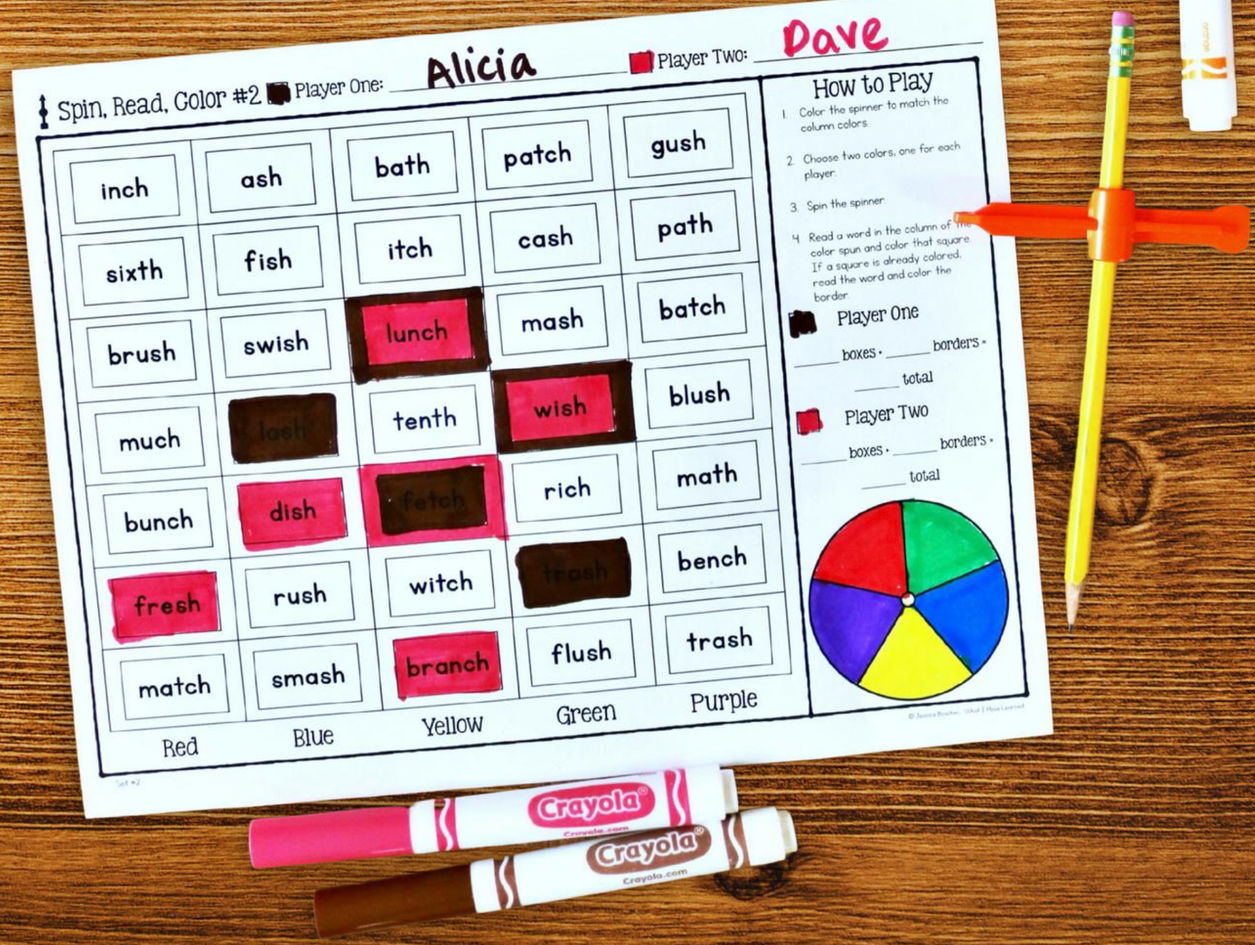

ROLL THE DICE & READ!

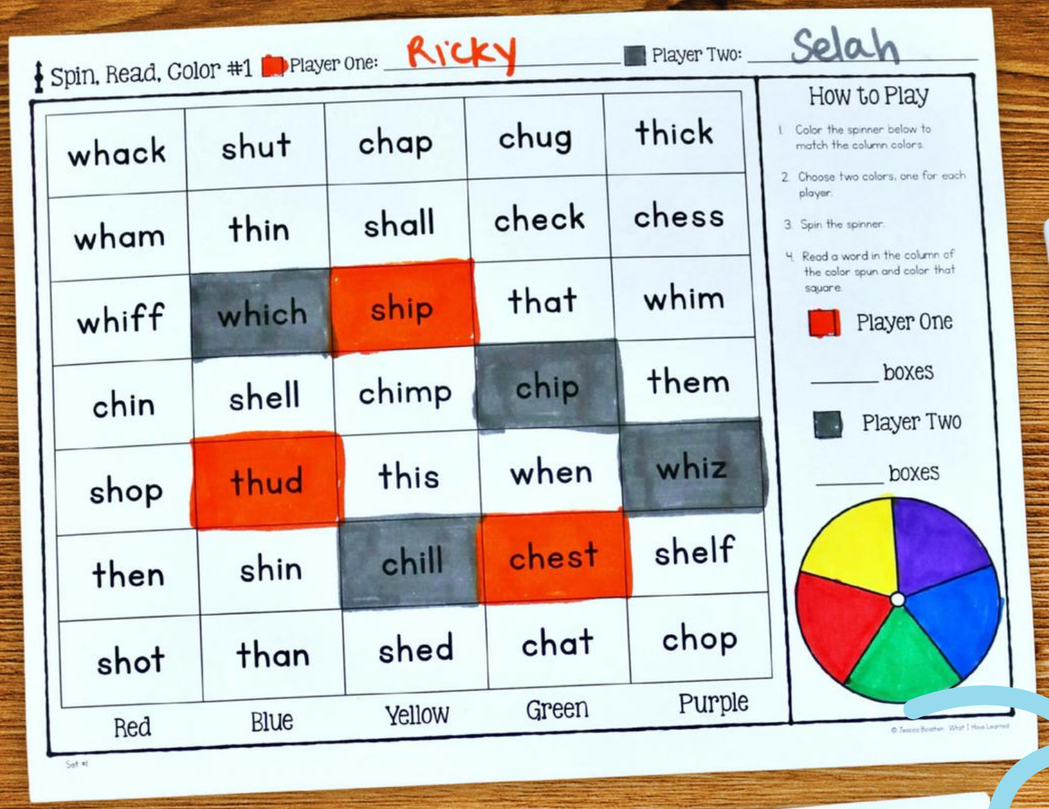

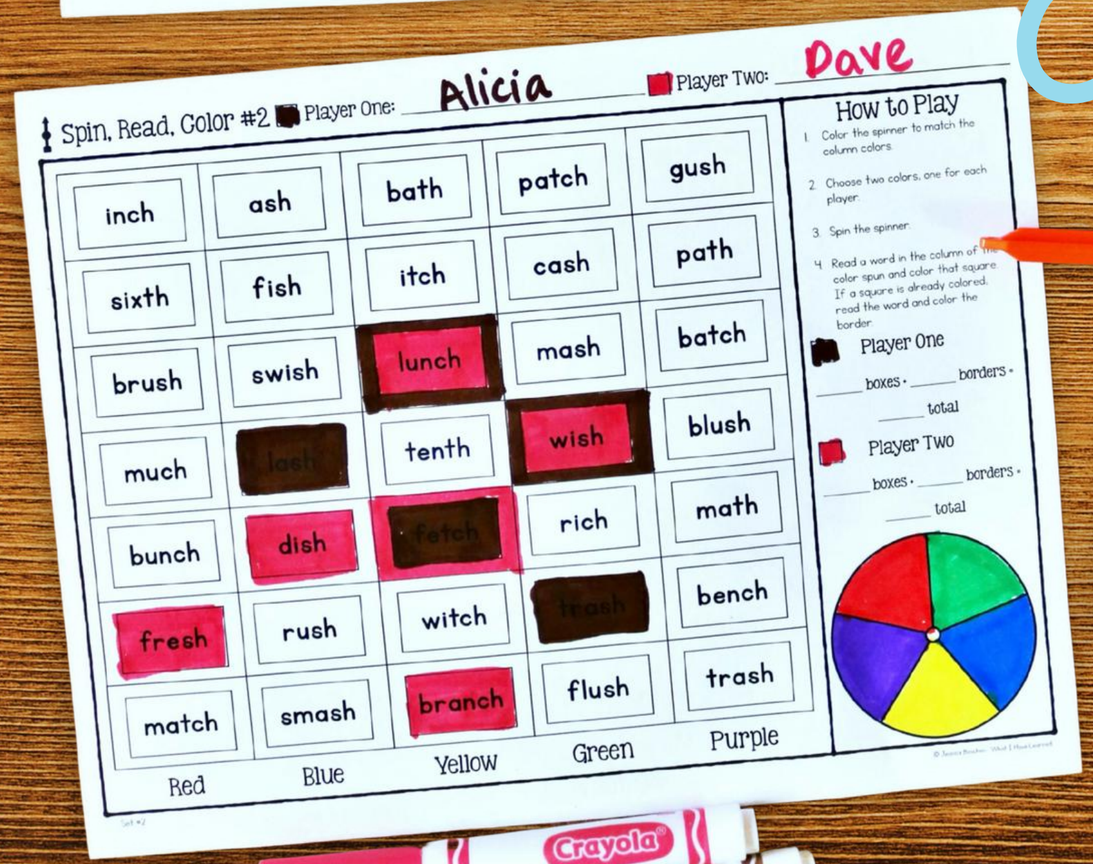

ROLL, READ, COLOR #1 & #2

Four-in-a-Row

Player One: Dawn

Player Two: Sara

chap	wham	witch	bath	chip	shall	gash
thick	shelf	cash	when	shed	this	whack
dash	moth	hatch	shop	whiz	mash	such
sixth	splash	whisk	chug	thin	much	cloth
rash	them	check	thud	rich	bunch	whim
shin	lash	whiff	chimp	which	with	dish

How to Play

1. Each player chooses a different color.
2. Read a word. Color the circle.
3. Take turns reading words and coloring circles.
4. The player who colors four-in-a-row in any direction first wins.

© Jessica Reacher What I Have Learned





FOUR-IN-A-ROW

READ WORDS TO MAKE 4 IN A ROW!

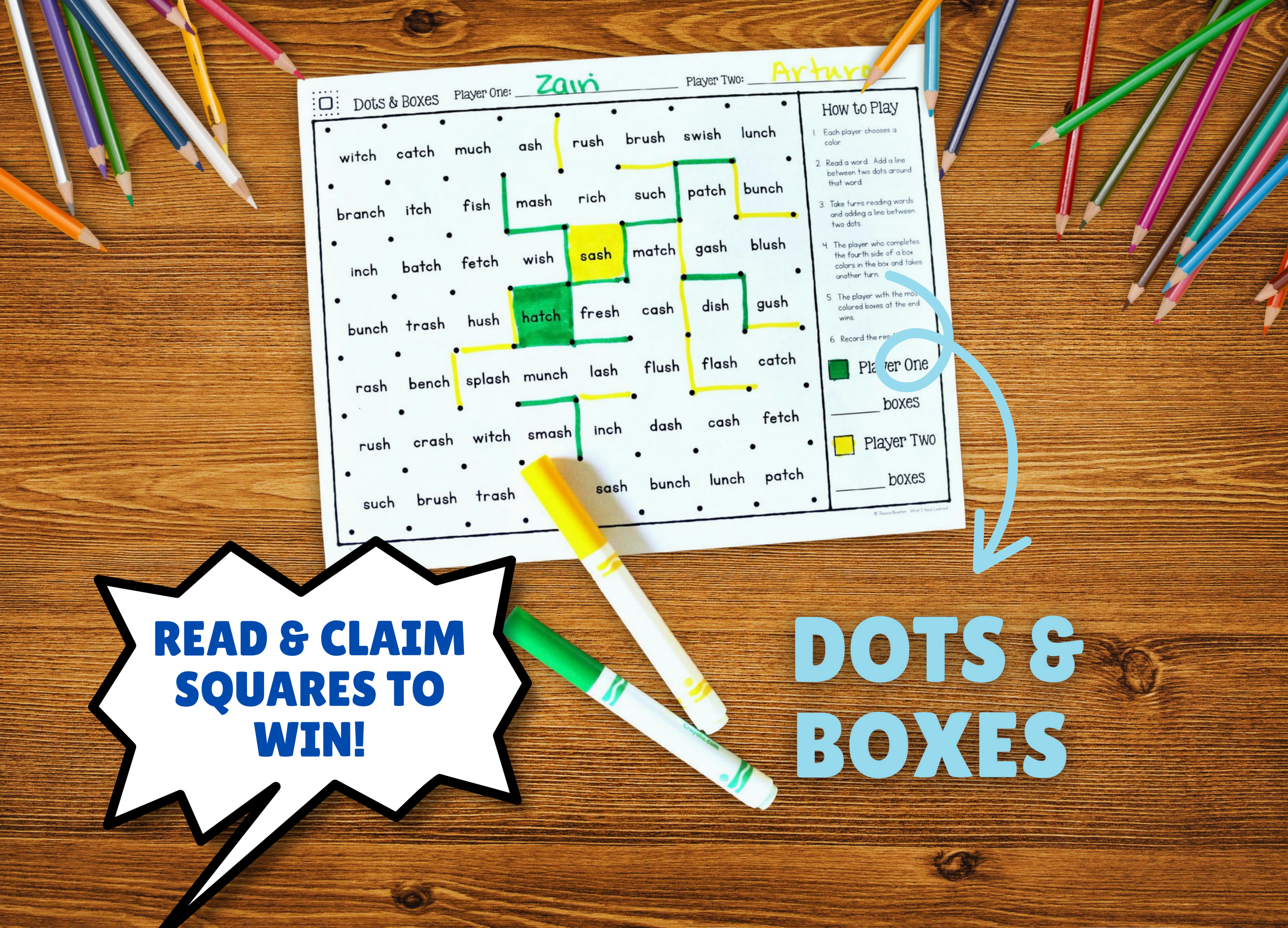
Dots & Boxes
Player One: Zain
Player Two: Arturo
witch catch much ash rush brush swish lunch
branch itch fish mash rich such patch bunch
inch batch fetch wish sash match gash blush
bunch trash hush hatch fresh cash dish gush
rash bench splash munch lash flush flash catch
rush crash witch smash inch dash cash fetch
such brush trash sash bunch lunch patch
How to Play
1. Each player chooses a color.
2. Read a word. Add a line between two dots around that word.
3. Take turns reading words and adding a line between two dots.
4. The player who completes the fourth side of a box colors in the box and takes another turn.
5. The player with the mos colored boxes at the end wins.
6. Record the res
Pla er One
_____ boxes
Player Two
_____ boxes
READ & CLAIM SQUARES TO WIN!
DOTS & BOXES

Cover Up

Player One: Xio

Player Two: Michael

brush	much	hush	witch	rich	inch	match	itch
ash	flush	lunch	branch	patch	lash	swish	fish
hatch	such	bench	cash	gush	fetch	bunch	rash
mash	trash	munch	catch	dish	flash	wish	blush
batch	rush	gash	much	crash	rich	smash	fresh
splash	inch	flush	match	such	fish	brush	ash
lunch	such	cash	hatch	fetch	swish	much	itch

How to Play

1. Each player chooses a different color.
2. Spin the spinner. Read and color that many words.
3. Take turns reading words and coloring circles.
4. The player with the most colored circles at the end wins.

☐ Player One _____ circles

☐ Player Two _____ circles



COVER UP

SPIN & READ 1-3 WORDS AT A TIME!

Color Maze

Player One: Math

Player Two: Oliver

chat	whisk	shed	fresh	chill	shin	than	whip
rash	chip	thin	when	ship	bench	sixth	ash
wham	chug	bath	dish	catch	whiff	chess	shall
chick	branch	wish	tenth	dash	batch	whim	much
moth	shelf	witch	then	brush	cloth	such	with
sash	which	shot	hatch	fish	whiz	mash	math
chip	whack	lunch	fetch	cash	path	shop	match
rich	gush	trash	swish	munch	chimp	shut	thick
that	bunch	thi	hap	st	thud	them	chin

How to Play

1. Each player chooses a different color. One player will create a pathway from one black dot to the other black dot and the other player from one white dot to the other white dot. Each player gets to choose where to start, at the top or bottom.
2. Player one reads a word and colors a square. The goal is to make a pathway across the board first. Players switch back and forth, reading words, coloring boxes, and making the pathway, following the RULES.
3. RULES: The squares you color must share a side, not only a corner. You cannot cross the other player's pathway.
4. The first player to get to the other side wins.

© Jessica Boncher: What I Have Learned

Set #1

READ WORDS TO FIND YOUR WAY ACROSS!

COLOR MAZE

YOU WILL LOVE THIS BECAUSE



Turns Digraph Practice into Play

Students stay engaged, decoding and reading while enjoying interactive games.



Differentiated Word Sets

Move from initial to final digraphs, SH/CH focus, then mixed review.



Easy to Prep, Endless Replay

Multiple boards with new word arrangements mean students can play again and again without boredom.

TEACHERS LOVE IT!

"I used this resource for a student I tutor to review skills and it is great! She's really enjoyed playing them."

Grace D.

My students absolutely loved playing these games!! They are always so engaged and have so much fun while learning! Win-win!!

Sarah R.



My passion is making learning accessible to all students. I love scaffolding learning, breaking down the concepts and building them up so that students can see the connections. I love figuring out the small components that build up to the big ideas and helping students see it all.

teach MATH

teach SCIENCE

teach READING

teach WRITING

What I have LEARNED