GREAT TO DEVELOP WORD KNOWLEDGE

GRADES 3–5

CLOZE READING PASSAGE Name: _____

FAMOUS TREES AROUND THE WORLD

Another famous type of tree is the Baobab tree, found across Afr

are known for their _____ 8 trunks. In some older

the trunk is hollow. Some are so large and hollow that people have m

_____ 9 inside them! The Baobab tree is also cal

Life" because it can store water in its trunk, helping it survive thr

_____ 10 . This tree teaches us about the impor

strong a ble.

In the at Bany ee

world. tre cated Kolk nd spreads out

like a st is ally

symbol of immortality

These famous t us of t

n Arbor Day, th we car and

be or

ese famou

me as





CLOZE READING PASSAGE Name: _____

FAMOUS TREES AROUND THE WORLD

Another famous type of tree is the Baobab tree, found across Africa. Baobabs are known for their _____ 8 trunks. In some older Baobab trees, the trunk is hollow. Some are so large and hollow that people have made _____ 9 inside them! The Baobab tree is also called the "Tree of Life" because it can store water in its trunk, helping it survive through long, dry _____ 10 . This tree teaches us about the importance of being

adaptable

the Gr n Tre nov g th ea i

world tree is ed Ko and ads over a Wh ks

a ct just ee. Bany Tree is

symbol of immortality and often used as a place for peop to gather and find

ese f tree d us credible beauty and s ength of trees.

we ect and appreciate the t

the trees we plant a e for will

CLOZE READING APRIL



KEEP SCROLLING TO SEE WHAT'S INSIDE!

WHAT IS CLOZE READING?

Cloze reading is a **fill-in-the-blank activity** that challenges students to **think deeper**. Words are **removed from a passage**, and students must use **context clues** and **grammar** to choose the best answer.



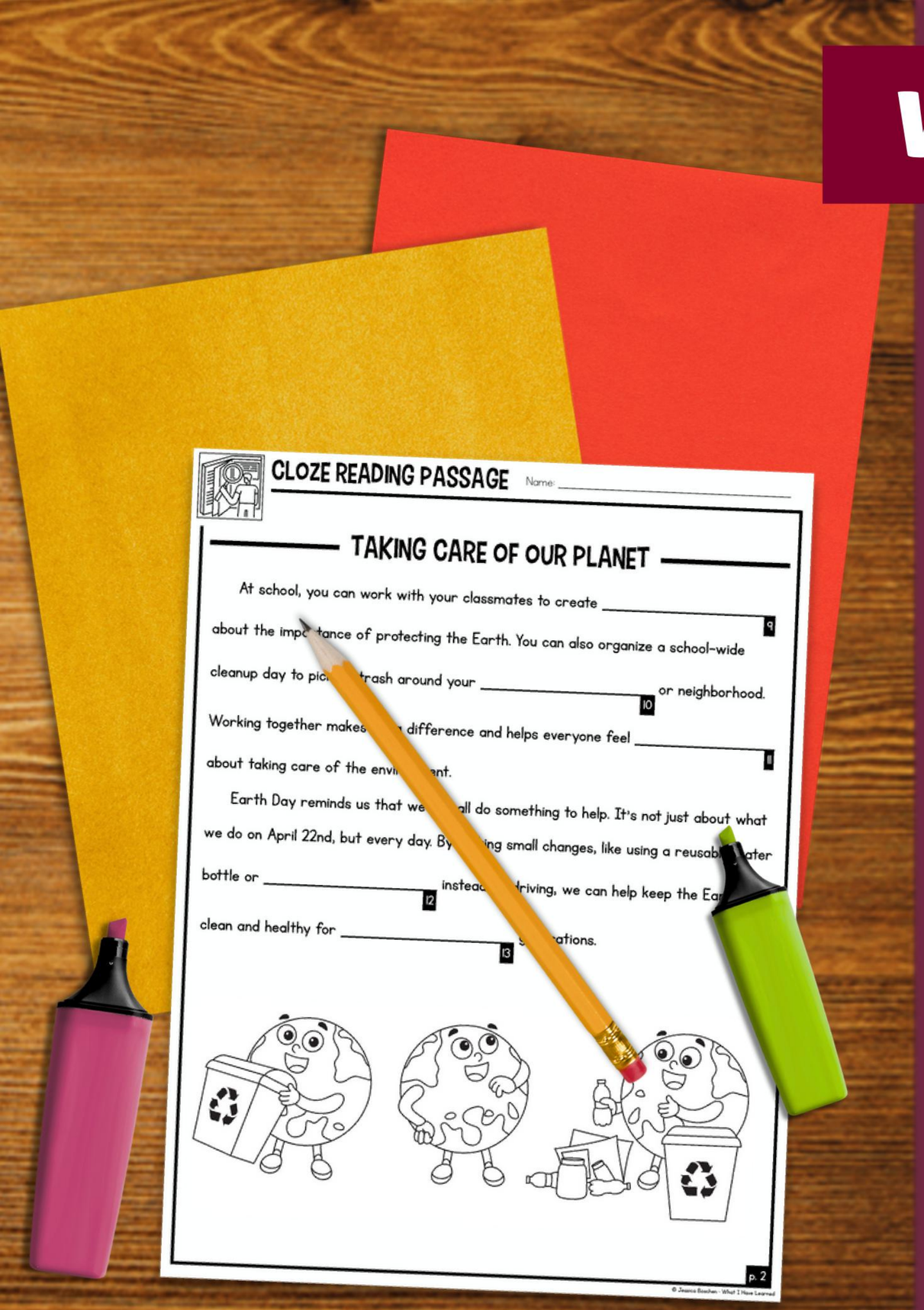

WHAT'S INCLUDED?

- 8 April Reading Passages
- Reflection Sheet
- Suggested Words for the blanks
- Teacher Directions



CLOZE READING PASSAGES

CLOZE READING PASSAGE Name: _____

AN ADVENTURE AT THE LIBRARY

with pictures of _____ 8 dinosaurs. Sam's eyes grew wide. "Can we borrow this one too?" he asked. They both laughed and put it in their growing stack of books to check out.

Finally, they reached the last clue, which led them to a corner with a big _____ 9 reading chair. "This is the perfect spot to read," Mia s

They found the last book on their list and opened it. Inside, they found a note th

"Congratulations! You've discovered the treasure of reading. Come to the fron

CLOZE READING PASSAGE Name: _____

SAVING OUR PLANET ONE PIECE AT A TI

How Can You Be a Recycling Superhero?

Being a recycling hero is easy and fun! Here are some ways you can help save the planet:

- Learn What Can Be Recycled: Not everything can be recycled the same way. Thi
paper, cardboard, plastic bottles, and metal cans usually can be. But remem
important to _____ 8 what your local recycling progra
- Keep It Clean: Before you recycle something, make sure it's clean and dry
make the recycling process smoother and more efficient.
- Use Recycling Bins: Put your recyclables in the _____ 9

CLOZE READING PASSAGE Name: _____

WHY POLLINATORS ARE IMPORTANT

Desp heir importance, pollinators are in trouble. Habitat loss, pesticides, and climate cha are just a few of the _____ 8 they face. Bee populations, stance, have been declining at _____ 9 rates. This isn't just bad n for bees; it's a dire warning for us too. Without pollinators, the natural world an man food systems are _____ 10

The good news hat it's not too late to take action. Everyone, from governments to individuals, has a to play in protecting pollinators. Planting native flowers and creating pollinator-fri y _____ 11 are simple steps that can make a big difference.

Pollinators might be s but their impact on our world is immense. They are th unsung heroes of our plane orking _____ 12 to support our f systems and ecosystems. It's time we _____ 13 their import take steps to protect them.

CLOZE READING REFLECTION

Answer the following questions to reflect on the Cloze Reading activity.

1. Did you choose the same words as your partner or small group? W there were differences in the words you chose?

2. Did you change any of the words you originally wrote down? Why did y change some of those words?

3. How might this activity help you think differently about the words you choo writing?

4. What did you learn about vocabulary and grammar from doing this activity?

APRIL TITLES INCLUDE

- **FAMOUS TREES AROUND THE WORLD**
- **THE IMPORTANCE OF TREES**
- **TAKING CARE OF OUR PLANET**
- **A DAY OF TRICKS**
- **NATIONAL LIBRARY WEEK**
- **AN ADVENTURE AT THE LIBRARY**
- **SAVING OUR PLANET ONE PIECE AT A TIME**
- **WHY POLLINATORS ARE IMPORTANT**

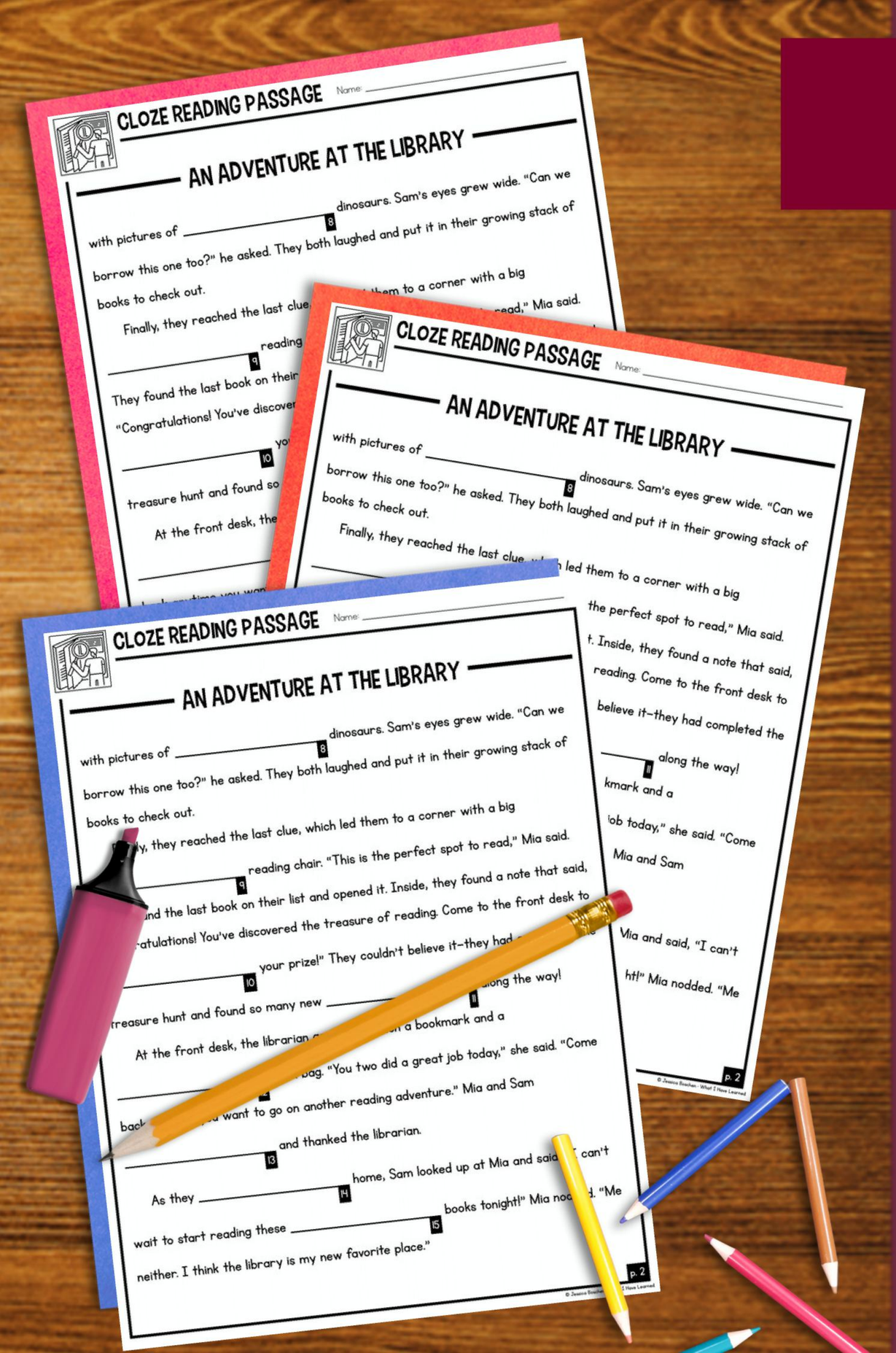

WAYS TO USE IN THE CLASSROOM

- **Independent Practice –** Students fill in blanks on their own.
- **Partner Work –** Compare and discuss answers in pairs.
- **Small Groups –** Share responses and debate word choices.
- **Whole-Class –** Discuss varied answers together.
- **Language Focus –** Explore grammar, vocabulary, and word meaning.

YOU WILL LOVE THIS BECAUSE



Improves Comprehension

Students actively use context clues and syntax, deepening their reading skills while practicing vocabulary in meaningful, authentic ways.



Encourages Collaboration

Partner and group discussions build communication, critical thinking, and justification of choices, enhancing peer learning opportunities.



Flexible Strategy

Can be used with any passage—fiction, nonfiction, or content-area texts—making it a versatile tool for all subjects.



My passion is making learning accessible to all students. I love scaffolding learning, breaking down the concepts and building them up so that students can see the connections. I love figuring out the small components that build up to the big ideas and helping students see it all.



What I have LEARNED